



XL PRODUCTS

MOBILEX SELECTION OF XL PRODUCTS

 **Mobilex**
a better life in motion

TABLE OF CONTENTS

AND GENERAL DESCRIPTION

BUFFALO HD ROLLATOR.....	p. 3
LION ROLLATOR.....	p. 3
GEPARD ROLLATOR.....	p. 3
TIGER OUTDOOR ROLLATOR.....	p. 4
DOLPHIN LIGHTWEIGHT WHEELCHAIR.....	p. 4
COMMODE AND SHOWER CHAIR KAKADU.....	p. 4
SHOWER STOOL.....	p. 5
SHOWER BOARD.....	p. 5
SOFT TOILET SEAT COVER.....	p. 5
RAISED TOILET SEAT.....	p. 5
SLIDE SHEET.....	p. 6
TUBE SLIDE SHEET.....	p. 6
SLIDE SHEET WITH HANDLES.....	p. 6
ONE WAY SLIDE MAT.....	p. 6
PATIENT TRANSFER BOARD.....	p. 7
CB CARBON FIBER RAMP.....	p. 7
BUFFALO HEAVY DUTY WHEEL.....	p. 7
UNIVERSAL THERAPIE TABLE.....	p. 7

GENERAL DESCRIPTION

XL products from Mobilex A/S - do you require a little more?

With a few kilos or centimetres more than the average, it is often difficult to find the right clothes, especially if they also have to be fashionable and smart. The same is true for people in the aids sector. For this reason, we at Mobilex A/S have decided to offer high-quality products as modern aids that meet the very high demands of this target group of XL people. At Mobilex, you can find rollators for tall persons up to a height of 2.10 m or with a body weight of up to 200 kg. These usually also have the right seat width of up to 56 cm to harmonise the relations between them. The selection of Mobilex XL rollators is large and these models are light as well. The lightest in this group, our Gepard HD, weighs only 5.7 kg, truly a lightweight model in light of its complex requirement.

Feasible weight loads from 200 kg to a maximum of 250 kg thus run through the Mobilex range with a good selection of different aids.

BUFFALO HD



Seat width
56 cm



The Mobilex lightweight rollator **Buffalo HD** has an aluminium frame that can be folded sideways with in folded state reduces the required space to a minimum. Its structure is reinforced with additional elements. The rollator is easy to open and fold and suitable for use both outdoors and indoors. The comfortable seat is made of tear resistant nylon. The push handles can easily be adjusted in height without use of tools. The rollator is equipped with a back strap, crutch holder and also comes with a handy removable bag. The bag has carrying handles and can also be used as a shopping bag. The rollator comes with two lockable brakes on the rear wheels and is tested and approved for a max. user load of **200 kg**.

LION

The Mobilex rollator **Lion** is specially designed for use on off-paved or paved roads. The large soft wheels ensure a comfortable ride even over bumpy cobblestones and uneven gravel or dirt roads. The rollator can easily be folded sideways for a small space requirement and can therefore be easily transported in the car or parked at home. The rollator comes as standard with a tear resistant, comfortable textile seat, a comfortable and detachable shopping bag, a crutch holder and a back strap. The rollator is tested and approved for a user weight of **200 kg**.



Seat width
56 cm



For persons
up to
2,10 m

Made of
carbon

GEPARD

The Mobilex lightweight rollator **Gepard** has a frame made of carbon fibre. It can be folded sideways which in folded state reduces the required space to a minimum. The rollator comes with crutch holder and is equipped with a comfortable soft seat made of tear resistant nylon. It also comes with a handy removable bag and a backstrap. The bag has carrying handles and can also be used as a shopping bag. The rollator is easy to open and fold and with its large wheels it is suitable for use both outdoors as indoors. The push handles can easily be adjusted in height and the rollator comes with two lockable brakes on the rear wheels. The Gepard (available in all colors) is tested and approved for a user weight up to **150 kg** and the HD version (only available in black) is tested and approved for a user weight up to **200 kg**. Both versions are optionally available with soft wheels.



Load capacity
HD model
200 kg

Load capacity
standard model
150 kg



TIGER OUTDOOR



The Mobilex Arthritis **Tiger Outdoor** rollator is based on the elegant Lion rollator and therefore also has its characteristics and functions. In addition, the soft and comfortable forearm supports with their brake handles are adjustable in depth, angle and height. Apart from the model 312201 and 312211, the armrests can also be turned inwards in 2 angles by 22.5 degrees each. The rollator is extremely stable and easy to manoeuvre. It has large, smooth-running wheels and has smooth-running and lockable brakes. In the driving position it is secured against unintentional unlocking. As standard, the rollator has a transport lock and a removable shopping bag. A wide range of accessories is also available. The Tiger Outdoor model is approved for outdoor use with a user weight of **200 kg**.

DOLPHIN

Mobilex **Dolphin lightweight wheelchair** has a frame from silver coloured aluminium. The 24" rear wheels are mounted with quick release axles. The seat-height is adjustable as well as the wheel position. The armrests are height-adjustable and can be folded up for easier access. The push handles are height-adjustable. The standard footrests are height-adjustable and angle-adjustable footrests are optional. An anti-tip can be supplied as an option. The seat depth can be adjusted from 42-48 cm. The wheelchairs can be supplied in different sizes (see matrix below) and is standard supplied with puncture proof tyres and with a seat cushion that is adjustable in depth. The models with a seat width of 54 cm and 57 cm have a maximum load capacity of up to **200 kg**.



KAKADU

The **Kakadu** commode and shower chair has a frame made of white anodized aluminium and comes as standard with 4 pieces of 5" castors with parking brakes. The seat, backrest and armrests are made of soft black PU. The foot rests are easily adjustable in height and are removable. All "Kakadu" chairs are supplied as standard with toilet bucket with carrying handle, lid and black PU seat cover. The commode and shower chair can be equipped with 24" rear wheels with parking brakes. In the 24" wheel kit are included 2 brakes with clamps and brackets for fitting of the wheels on the frame. Pre-drilled holes makes the mounting of the wheels very easy. The XL model has a seat width of 55 cm and a load capacity of up to **200 kg**.



SHOWER STOOL



Shower stool in aluminium with soft seat in grey PUR, seat height adjustable. Also available in white aluminium, with grey soft PUR seat. Available as accessory: soft backrest that can be mounted without tools. A backrest with a soft grey back is available as an accessory for the shower stool. The backrest is attached to the stool by means of clips. Available in the frame colours white or grey. The wide model has a load capacity of **200 kg** and the new XL model a load capacity of **250 kg**.

SHOWER BOARD

The bath boards are made of injection moulded and recyclable white plastic. They enable the user to sit comfortably on the bathtub. A smooth surface makes cleaning easier. The bath boards are easy to assemble. The easily adjustable, robust safety plugs secures the board on the inside of the tub. The handle is easy to grip and increases safety. The maximum load capacity is **200 kg**.



SOFT TOILET SEAT COVER




The polyurethane covers fit standard toilet seats and can be cleaned with hot water and neutral soap. Available in black and white.

Dimensions: 37.5 × 43.5 cm (W × D)
 Toilet opening: 22 × 27.5 cm (W × D)
 Thickness: 4 cm
 Load capacity: **190 kg**

RAISED TOILET SEAT

The ergonomic raised toilet seat is available in heights of 5, 10 or 15 cm. Since no edges are present, where dirt can accumulate, the raised toilet seat is easy to clean. It is waterproof and can be sterilized at 85°C. The toilet seat opening is 220 mm wide and 270 mm deep. The maximum load capacity is **190 kg**.





SLIDE SHEET

The Mobilglide flat sliding sheets reduce the frictional forces when transferring or moving people in bed. The sliding sheet is to be used in pairs.

Size: 150 × 100 cm or 200 × 100 cm

Load capacity: **250 kg**

TUBE SLIDE SHEET

The Mobilglide tube slide sheets offer extremely low frictional resistance on the inside and outside, thus minimizing friction when transferring patients. The tube slide sheets are available in 3 sizes.

Material: Nylon

Load capacity: **250 kg**



SLIDE SHEET WITH HANDLES

The Mobilglide slide sheet with handles makes positioning of sitting or lying patients easier than well as transferring a lying patient from a bed to a stretcher. The use of two tube slide sheets makes it easier to place the lifting sling under the patient.

Material: Nylon

Size: 100 × 200 cm

Load capacity: **250 kg**

ONE WAY SLIDE MAT

The Mobilglide one-way slide mat prevents the user from gliding for ward in the wheelchair. The internal velour can only slide in one direction and prevents the user from slipping unintentionally forward. The sliding mat also facilitates the user to transfer back to his original seating position.

Size: 45 × 50 cm

Load capacity: **250 kg**




PATIENT TRANSFER BOARD

The Mobiglide patient transfer board made of break-proof 6 mm thick HDPE has a high sliding ability on the upper side and helps when transferring patients from bed to bed. In hospitals or nursing homes it can also be used in oncology for X-rays as the material allows X-rays to pass through. Anti-slip strips are available as an accessory that can be attached to the underside of the board to prevent it from sliding away. The Mobiglide patient transfer board has a size of 1500 × 700 mm. The load capacity is **200 kg** with a max. distance of 20 cm and a max. height difference of 10 cm.



CB CARBON FIBER RAMP

For mobile wheelchair ramps, weight and manageability play a very important role. Even the lightest aluminum can not always guarantee a low weight. Therefore we decided to use the lightest and most torsion-resistant material for the CB ramp series: Carbon fiber. Carbon fiber is extremely strong and reduces the weight by 30% compared to an aluminum ramp of the same size. In addition, the ramp is designed for a maximum load of **350 kg**. There is no better choice for an extremely light and agile wheelchair ramp.



BUFFALO HEAVY DUTY WHEEL

The buffalo heavy duty wheel has a reinforced 53 mm hub with silver 2.6 mm spokes. The black aluminium rim is reinforced and equipped with a built-in pushrim. The wheel has a 1 3/8" tyre with Flexel Insert. Only available in 24".

Hub width: 53 mm / Bearings: 12 mm or 1/2"
Max. load: **140 kg** per wheel

UNIVERSAL THERAPIE TABLE

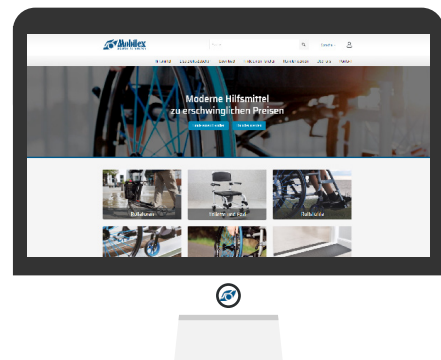
The table is made from impact resistant polycarbonate with 3 side railings and a frame of chromed steel. The table can be adjusted in order to fit all wheelchairs with a seat width of 50-59 cm. If the table is not in use it can be folded along the side of the wheelchair. The size is 57 × 38 cm (W × D) with a cut-out of 8 cm.





MODERN AIDS AT AFFORDABLE PRICES

We offer a wide selection of aids and spare parts for the elderly and people with disabilities. All our products are of the highest quality to meet the special needs of users.



Visit us on www.mobilex.dk



Tel. +45 8793 2220
Fax +45 8793 1777
www.mobilex.dk

Mobilex A/S
Grønlandsvej 5
DK-8660 Skanderborg